


The Junior Explorer's Guide to Joshua's Trust



Welcome explorers of all shapes and sizes!




Joshua's Trust lands are yours to explore.
So, let the adventures begin! This book is
packed with activities and fun - and all you
need to do is step outside.



Nature Designs

Make a nature design. Here's how:

- 1.) Find an object for the center of your design: an interesting rock, leaf, or flower are some ideas!
- 2.) Collect some pebbles, twigs, flowers, leaves, or seeds.
- 3.) Put your first object in the center. Start making patterns with the other items in circles around the center object.



"To the artist, there is never anything ugly in nature"

-Auguste Rodin


Coloring Critters

Give the animals and their homes some color!



Creative Creature Writing

Take a seat somewhere comfortable along a trail, and observe your surroundings. Find an animal that you think is interesting and draw it here. Write a story about what you think this animal has been doing since they got up this morning.



Leaf Imprints



Be-leaf in the beauty of nature!

Leaves are awesome! They help trees generate energy and grow. Leaves are also a part of what make trees so pretty.

Grab a cool looking leaf from the forest floor, and lay it underneath this page. For this part you may want a crayon. Shade over the leaf with your pencil, or crayon, to show an imprint of the leaf's design on your page. You can even add other leaves to make a collage. Don't forget to give your artwork a name!



Hunters and Scavengers

It's a scavenger hunt! Find as many of these things as you can, and draw them in the boxes below.

Acorn	Maple leaf	Tree stump	Wildflower
Tree sapling	Fern	Log	Bird's nest
Squirrel	Fallen tree bark	Pinecone	Bee
Animal tracks	Moss	Wild berries	Mushroom

Surrounding Sensations



Time to take a seat and observe - using all four of your senses (just not taste).

Let's think about the natural things that you observe, and the human things that you observe. Think about how each sensation makes you feel: is the sound of running water a different feeling than that from a passing car? Record below:

	Natural things	Human things
see		
hear		
feel		
smell		

Dirt is Cool!

Make a soil profile: time to get your hands dirty!

Pick up some soil in the forest, write some observations about it below.

Move around to different locations (near water, in the woods, near buildings) and see how the soil color and texture changes.

Record your findings below - feel free to smudge some soil on the page!

Soil #1

Location:

Observations:

Soil #2

Location:

Observations:

Soil #3

Location:

Observations:

Among Ancients

Find a tree stump and count the number of rings you see on the inside. The number of rings = the number of years! Using this information and the timeline below, write a story from the perspective of a person who saw this tree when it was just a sapling.

[illegible]

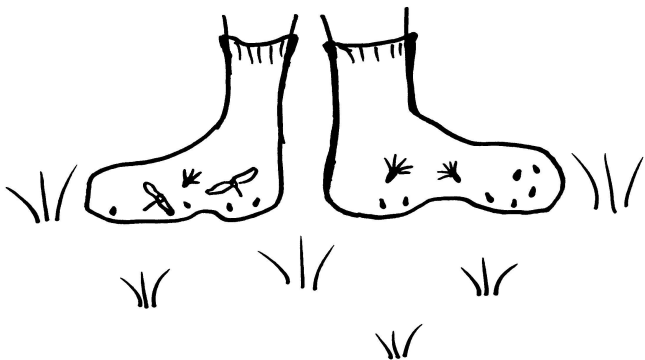
Socks and Seeds

There's all sorts of seeds on the forest floor! Let's find out exactly what could be blooming there.

Take a big pair of socks that you can fit over your regular sneakers. Put them on over your shoes and walk around in the woods.

When you take off the socks see what you collected!

If you want, you can even put the socks in a cup of water when you get home: place the cup in sunlight and see if anything grows!





We hope that this packet was lots of fun!

Visit:

www.joshuastrust.org.

for information about trails, events, and the history of
our organization.

Don't forget to keep exploring!

This booklet was created by Maggie Chafouleas in collaboration with
Joshua's Tract Conservation and Historic Land Trust and
UConn's Natural Resources Conservation Academy.

All artwork is original, 2017

