

Botanical	Characteristics	B	I	N	G	O
<input type="checkbox"/> Opposite Leaf arrangement 	<input type="checkbox"/> Alternate leaf arrangement 	<input type="checkbox"/> Broad Leaf 	<input type="checkbox"/> Needle-like leaf 	<input type="checkbox"/> Scale-like leaf 		
<input type="checkbox"/> Palmate veins 	<input type="checkbox"/> Pinnate veins 	<input type="checkbox"/> Winged twigs 	<input type="checkbox"/> Flower 	<input type="checkbox"/> Samara 		
<input type="checkbox"/> Simple leaf (one leaf) 	<input type="checkbox"/> Compound leaf (many leaflets) 	<input type="checkbox"/> Twigs with spines/thorns 	<input type="checkbox"/> Cone 	<input type="checkbox"/> Seed pod 		
<input type="checkbox"/> Single-toothed margin 	<input type="checkbox"/> Double-toothed margin 	<input type="checkbox"/> Entire margin (smooth) 	<input type="checkbox"/> Catkin 	<input type="checkbox"/> Peeling bark 		
<input type="checkbox"/> Ovate leaf-shape 	<input type="checkbox"/> Fan-shaped leaf 	<input type="checkbox"/> cordate leaf (heart-shaped) 	<input type="checkbox"/> Triangular leaf 	<input type="checkbox"/> Bark with ridges/furrows 		

### Instructions:

- 1) Go outside & look at plants.
- 2) If you see a characteristic from your bingo sheet, check it off!
- 3) When you have 5 checks in a row, column, or diagonally, shout "BINGO"!
- 4) Share some characteristics you saw with your NRCA group




Picture resources; Palmate veins: <https://www.tnnursery.net/sugar-maple-foilage/>  
Scale-like: [arborday.org](http://arborday.org); Winged twig: [plantsystematics.org](http://plantsystematics.org); Seed pod: [Alamy.com](http://Alamy.com)  
Image ID: RGA7KT  
Peeling bark: [https://www.illinoiswildflowers.info/trees/plants/paper\\_birch.html](https://www.illinoiswildflowers.info/trees/plants/paper_birch.html)  
Fan-shape: <https://www.zmescience.com/science/ginkgo-biloba-immortal-lifespan-05264/>  
Double-toothed: <https://cwf-fcf.org/assets/images/glossary/gardening/doubletoothed.jpg>  
Samara: <https://cwf-fcf.org/en/explore/gardening-for-wildlife/plants/ID/glossary/>  
Alternate leaf: <https://cwf-fcf.org/en/explore/gardening-for-wildlife/plants/ID/glossary/>  
Ovate, cordate and triangular leaf shapes:  
[http://www.localecology.org/localecologist/2008/02/tree-walk-broadleaf-tree-leaf\\_13.html](http://www.localecology.org/localecologist/2008/02/tree-walk-broadleaf-tree-leaf_13.html)

Botanical	Characteristics	B	I	N	G	O
<input type="checkbox"/> Winged twigs 	<input type="checkbox"/> Samara 	<input type="checkbox"/> Fan-shaped Leaf 	<input type="checkbox"/> Single-toothed margin 	<input type="checkbox"/> Ovate Leaf-shape 		
<input type="checkbox"/> Bark with ridges/furrows 	<input type="checkbox"/> Peeling bark 	<input type="checkbox"/> Opposite Leaf arrangement 	<input type="checkbox"/> Triangular Leaf 	<input type="checkbox"/> alternate leaf arrangement 		
<input type="checkbox"/> Catkin 	<input type="checkbox"/> Double-toothed margin 	<input type="checkbox"/> Entire margin (smooth) 	<input type="checkbox"/> Seed pod 	<input type="checkbox"/> Cone 		
<input type="checkbox"/> needle-like leaf 	<input type="checkbox"/> Compound leaf (many leaflets) 	<input type="checkbox"/> Twigs with spines/thorns 	<input type="checkbox"/> Simple leaf (one leaf) 	<input type="checkbox"/> Pinnate Veins 		
<input type="checkbox"/> Scale-like leaf 	<input type="checkbox"/> Broad leaf 	<input type="checkbox"/> cordate leaf (heart-shaped) 	<input type="checkbox"/> Flower 	<input type="checkbox"/> Palmate veins 		

### Instructions:

- 1) Go outside & look at plants.
- 2) If you see a characteristic from your bingo sheet, check it off!
- 3) When you have 5 checks in a row, column, or diagonally, shout "BINGO"!
- 4) Share some characteristics you saw with your NRCA group

Picture resources; Palmate veins: <https://www.tnursery.net/sugar-maple-foliage/>  
Scale-like: [arborday.org](http://arborday.org); Winged twig: [plantsystematics.org](http://plantsystematics.org); Seed pod: Alamy.com  
Image ID: RGA7KT  
Peeling bark: [https://www.illinoiswildflowers.info/trees/plants/paper\\_birch.html](https://www.illinoiswildflowers.info/trees/plants/paper_birch.html)  
Fan-shape: <https://www.zmescience.com/science/gingko-biloba-immortal-lifespan-05264/>  
Double-toothed: <https://cwf-fcf.org/assets/images/glossary/gardening/doubletoothed.jpg>  
Samara: <https://cwf-fcf.org/en/explore/gardening-for-wildlife/plants/ID/glossary/>  
Alternate leaf: <https://cwf-fcf.org/en/explore/gardening-for-wildlife/plants/ID/glossary/>  
Ovate, cordate and triangular leaf shapes:  
[http://www.localecology.org/localecologist/2008/02/tree-walk-broadleaf-tree-leaf\\_13.html](http://www.localecology.org/localecologist/2008/02/tree-walk-broadleaf-tree-leaf_13.html)

Botanical	Characteristics	B	I	N	G	O
<input type="checkbox"/> Seed pod 	<input type="checkbox"/> needle-like leaf 	<input type="checkbox"/> Double-toothed margin 	<input type="checkbox"/> Cone 	<input type="checkbox"/> Flower 		
<input type="checkbox"/> Bark with ridges/furrows 	<input type="checkbox"/> Peeling bark 	<input type="checkbox"/> Opposite Leaf arrangement 	<input type="checkbox"/> Triangular Leaf 	<input type="checkbox"/> alternate leaf arrangement 		
<input type="checkbox"/> Palmate veins 	<input type="checkbox"/> Entire margin (smooth) 	<input type="checkbox"/> Catkin 	<input type="checkbox"/> Fan-shaped Leaf 	<input type="checkbox"/> Scale-like leaf 		
<input type="checkbox"/> Winged twigs 	<input type="checkbox"/> Compound leaf (many leaflets) 	<input type="checkbox"/> Twigs with spines/thorns 	<input type="checkbox"/> Simple leaf (one leaf) 	<input type="checkbox"/> Pinnate Veins 		
<input type="checkbox"/> Samara 	<input type="checkbox"/> Single-toothed margin 	<input type="checkbox"/> cordate leaf (heart-shaped) 	<input type="checkbox"/> Broad leaf 	<input type="checkbox"/> Ovate Leaf-shape 		

### Instructions:

- 1) Go outside & look at plants.
- 2) If you see a characteristic from your bingo sheet, check it off!
- 3) When you have 5 checks in a row, column, or diagonally, shout "BINGO"!
- 4) Share some characteristics you saw with your NRCA group

Picture resources: Palmate veins: <https://www.tnursery.net/sugar-maple-foilage/>  
Scale-like: [arborday.org](http://arborday.org); Winged twig: [plantsystematics.org](http://plantsystematics.org); Seed pod: [www.alamy.com](http://www.alamy.com)  
Image ID: RGA7KT  
Peeling bark: [https://www.illinoiswildflowers.info/trees/plants/paper\\_birch.html](https://www.illinoiswildflowers.info/trees/plants/paper_birch.html)  
Fan-shape: <https://www.zmescience.com/science/gingko-biloba-immortal-lifespan-05264/>  
Double-toothed: <https://www.fcf.org/assets/images/glossary/gardening/doubletoothed.jpg>  
Samara: <https://www.fcf.org/en/explore/gardening-for-wildlife/plants/ID/glossary/>  
Alternate leaf: <https://www.fcf.org/en/explore/gardening-for-wildlife/plants/ID/glossary/>  
Ovate, cordate and triangular leaf shapes: [http://www.localecology.org/localecologist/2008/02/tree-walk-broadleaf-tree-leaf\\_13.html](http://www.localecology.org/localecologist/2008/02/tree-walk-broadleaf-tree-leaf_13.html)

Botanical	Characteristics			
B	I	N	G	O
<input type="checkbox"/> Scale-like leaf 	<input type="checkbox"/> Samara 	<input type="checkbox"/> Single-toothed margin 	<input type="checkbox"/> cordate leaf (heart-shaped) 	<input type="checkbox"/> Broad leaf 
<input type="checkbox"/> Ovate Leaf-shape 	<input type="checkbox"/> Winged twigs 	<input type="checkbox"/> Compound leaf (many leaflets) 	<input type="checkbox"/> Twigs with spines/thorns 	<input type="checkbox"/> Simple leaf (one leaf) 
<input type="checkbox"/> Pinnate Veins 	<input type="checkbox"/> Palmate veins 	<input type="checkbox"/> Entire margin (smooth) 	<input type="checkbox"/> Catkin 	<input type="checkbox"/> Fan-shaped Leaf 
<input type="checkbox"/> Bark with ridges/furrows 	<input type="checkbox"/> Peeling bark 	<input type="checkbox"/> Opposite Leaf arrangement 	<input type="checkbox"/> Triangular Leaf 	<input type="checkbox"/> alternate leaf arrangement 
<input type="checkbox"/> Seed pod 	<input type="checkbox"/> needle-like leaf 	<input type="checkbox"/> Double-toothed margin 	<input type="checkbox"/> Cone 	<input type="checkbox"/> Flower 

### Instructions:

- 1) Go outside & look at plants.
- 2) If you see a characteristic from your bingo sheet, check it off!
- 3) When you have 5 checks in a row, column, or diagonally, shout "BINGO"!
- 4) Share some characteristics you saw with your NRCA group

Picture resources: Palmate veins: <https://www.tnursery.net/sugar-maple-foilage/>  
Scale-like: [arborday.org](http://arborday.org); Winged twig: [plantsystematics.org](http://plantsystematics.org); Seed pod: [Alamy.com](http://Alamy.com)  
Image ID: RGA7KT  
Peeling bark: [https://www.illinoiswildflowers.info/trees/plants/paper\\_birch.html](https://www.illinoiswildflowers.info/trees/plants/paper_birch.html)  
Fan-shape: <https://www.zmescience.com/science/gingko-biloba-immortal-lifespan-05264/>  
Double-toothed: <https://cwf-fcf.org/assets/images/glossary/gardening/doubletoothed.jpg>  
Samara: <https://cwf-fcf.org/en/explore/gardening-for-wildlife/plants/ID/glossary/>  
Alternate leaf: <https://cwf-fcf.org/en/explore/gardening-for-wildlife/plants/ID/glossary/>  
Ovate, cordate and triangular leaf shapes: [http://www.localecology.org/localecologist/2008/02/tree-walk-broadleaf-tree-leaf\\_13.html](http://www.localecology.org/localecologist/2008/02/tree-walk-broadleaf-tree-leaf_13.html)

Botanical	Characteristics			
B	I	N	G	O
<input type="checkbox"/> Peeling bark 	<input type="checkbox"/> Pinnate Veins 	<input type="checkbox"/> Double-toothed margin 	<input type="checkbox"/> Cone 	<input type="checkbox"/> Seed pod 
<input type="checkbox"/> needle-like leaf 	<input type="checkbox"/> Flower 	<input type="checkbox"/> Opposite Leaf arrangement 	<input type="checkbox"/> Fan-shaped Leaf 	<input type="checkbox"/> Triangular Leaf 
<input type="checkbox"/> Bark with ridges/furrows 	<input type="checkbox"/> Winged twigs 	<input type="checkbox"/> Entire margin (smooth) 	<input type="checkbox"/> Broad leaf 	<input type="checkbox"/> alternate leaf arrangement 
<input type="checkbox"/> Simple leaf (one leaf) 	<input type="checkbox"/> Samara 	<input type="checkbox"/> Twigs with spines/thorns 	<input type="checkbox"/> Compound leaf (many leaflets) 	<input type="checkbox"/> Ovate Leaf-shape 
<input type="checkbox"/> Palmate veins 	<input type="checkbox"/> Single-toothed margin 	<input type="checkbox"/> cordate leaf (heart-shaped) 	<input type="checkbox"/> Catkin 	<input type="checkbox"/> Scale-like leaf 

### Instructions:

- 1) Go outside & look at plants.
- 2) If you see a characteristic from your bingo sheet, check it off!
- 3) When you have 5 checks in a row, column, or diagonally, shout "BINGO"!
- 4) Share some characteristics you saw with your NRCA group

Picture resources: Palmate veins: <https://www.tnursery.net/sugar-maple-foilage/>  
Scale-like: [arborday.org](http://arborday.org); Winged twig: [plantsystematics.org](http://plantsystematics.org); Seed pod: Alamy.com  
Image ID: RGA7KT  
Peeling bark: [https://www.illinoiswildflowers.info/trees/plants/paper\\_birch.html](https://www.illinoiswildflowers.info/trees/plants/paper_birch.html)  
Fan-shape: <https://www.zmescience.com/science/gingko-biloba-immortal-lifespan-05264/>  
Double-toothed: <https://cwf-fcf.org/assets/images/glossary/gardening/doubletoothed.jpg>  
Samara: <https://cwf-fcf.org/en/explore/gardening-for-wildlife/plants/ID/glossary/>  
Alternate leaf: <https://cwf-fcf.org/en/explore/gardening-for-wildlife/plants/ID/glossary/>  
Ovate, cordate and triangular leaf shapes: [http://www.localecology.org/localecologist/2008/02/tree-walk-broadleaf-tree-leaf\\_13.html](http://www.localecology.org/localecologist/2008/02/tree-walk-broadleaf-tree-leaf_13.html)